

Ahmed I. Khodair [a]

Chemistry Department, Faculty of Education, Tanta University (Kafr El-Sheikh Branch),
Kafr El-Sheikh, Egypt.

Received November 12, 2001

Various 5*H*-thiazolo[2,3-*b*]quinazoline-3,5[2*H*]-diones (**7a,b**), 2-arylidene-5*H*-thiazolo[2,3-*b*]quinazoline-3,5[2*H*]-diones (**9a-o**) and 2-arylidene-5*H*-thiazolo[2,3-*b*]benzoquinazoline-3,5[2*H*]-diones (**12a,b**) have been synthesized *via* simple and efficient methods.

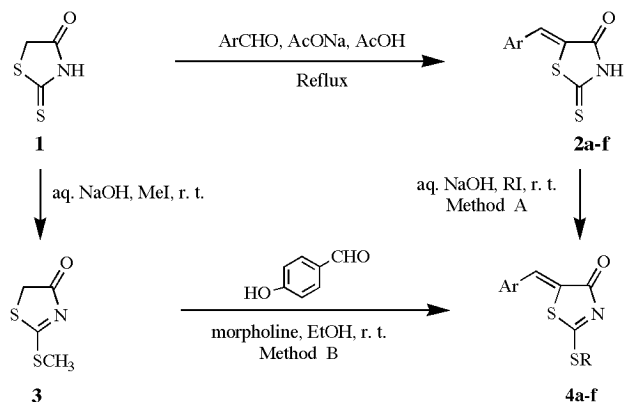
J. Heterocyclic Chem., **39**, 1153(2002).

A number of polycyclic fused ring compounds possessing the quinazoline ring system display a wide range of biological properties, including antihypertensive [1,2], antiinflammatory [3], antifungal [4], antimelanoma, anticarcinoma [5], antiplatelet [6], antimetabolites [7], antibacterials [8,9], antimalarials [10] activity, antiviral against influenza virus [11], and α_1 -adrenoceptor antagonists [12,13]. In this respect, it seemed worth-while to condense the quinazolone nucleus with the chemotherapeutically active nucleus thiazole [14,15] from the readily accessible thiazolidinone thiones. The importance of such compounds as intermediate for the synthesis of the biologically active polycyclic fused ring systems [16] prompted our interest in the synthesis and the chemistry of this class of compounds. Chaurasia and Sharma [17] reported the synthesis of 7,9-disubstituted 2-benzylidene-5*H*-thiazolo[2,3-*b*]quinazoline-3,5(2*H*)-dione (**9j,l**) from 2-thio-ureidobenzoic acid in several steps and moderate yields (42-69%). Also Daboun and Abdel Aziz [18] reported the synthesis of **9a,b** from 5-arylidene-2-ethylmercapto-2-thiazolidin-4-ones and anthranilic acid. The present work describes the convenient synthesis of a series of 2-(4-oxo-thiazolidin-2-ylideneamino)benzoic acids (**6a,b**), 2-(5-arylidene-4-oxo-thiazolidin-2-ylideneamino)benzoic acids (**8a-o**) and 3-(5-arylidene-4-oxo-thiazolidin-2-ylideneamino)naphthalene-2-carboxylic acids (**11a,b**), which in turn were cyclized to afford 5*H*-thiazolo[2,3-*b*]quinazoline-3,5[2*H*]-diones (**7a,b**), 2-arylidene-5*H*-thiazolo[2,3-*b*]quinazoline-3,5[2*H*]-diones (**9a-o**) and 2-arylidene-5*H*-thiazolo[2,3-*b*]benzoquinazoline-3,5[2*H*]-diones (**12a,b**), respectively *via* simple and efficient methods.

2-Thio-4-thiazolidinone (**1**) was condensed with the appropriate aromatic aldehydes to afford the corresponding 5-((*Z*)-arylidene)-2-thio-4-thiazolidinones (**2a-f**). Upon alkylation of **1** and **2a-f** gave 2-methylmercapto-4-thiazolidinone (**3**) and 5-((*Z*)-arylidene)-2-alkylmercapto-4-thiazolidinones (**4a-f**), respectively. Compound **4c** was also independently synthesised, through another pathway, *via* the condensation of **3** with 4-hydroxybenzaldehyde in the presence of morpholine in anhydrous ethanol at room temperature. The structures of **2-4** were confirmed on the bases of elemental analysis and spectral data (ir, ^1H nmr, ^{13}C nmr and ms). The ir absorption spectrum of compound **2c** was

characterised by the presence of signals for NH, CO and CS groups at 3194, 1727 and 1228 cm^{-1} , respectively. The ^1H nmr (DMSO- d_6) spectrum of compound **2c** showed a singlet at 7.56 ppm assigned to the vinyl proton, indicating the presence of a *Z*-configuration for the exocyclic double bond. This is in agreement with the ^1H nmr (DMSO- d_6) spectrum of 5-((*Z*)-(2-pyridylmethylene)-2-thio-4-thiazolidinone whose vinyl proton appears at 7.70 ppm [19]. The ^{13}C nmr (DMSO- d_6) spectrum of compound **2c** showed signals at 121.19, 169.70 and 195.69 ppm assigned to the vinyl, the carbonyl and the thiocarbonyl carbons, respectively indicating the presence of a *Z*-configuration for the exocyclic double bond. This is in agreement with the ^{13}C nmr (DMSO- d_6) spectrum of 5-((*Z*)-(2-pyridylmethylene)-2-thio-4-thiazolidinone whose vinyl, carbonyl and thiocarbonyl carbons respectively appear at 124.66, 170.05 and 202.66 ppm (Scheme 1).

Scheme 1



2-4	Ar	R	2-4	Ar	R
a	C ₆ H ₅	allyl	d	2-HO,3-MeOC ₆ H ₃	Me
b	4-MeOC ₆ H ₄	allyl	e	2-thienyl	allyl
c	4-HOC ₆ H ₄	Me	f	2-furyl	allyl

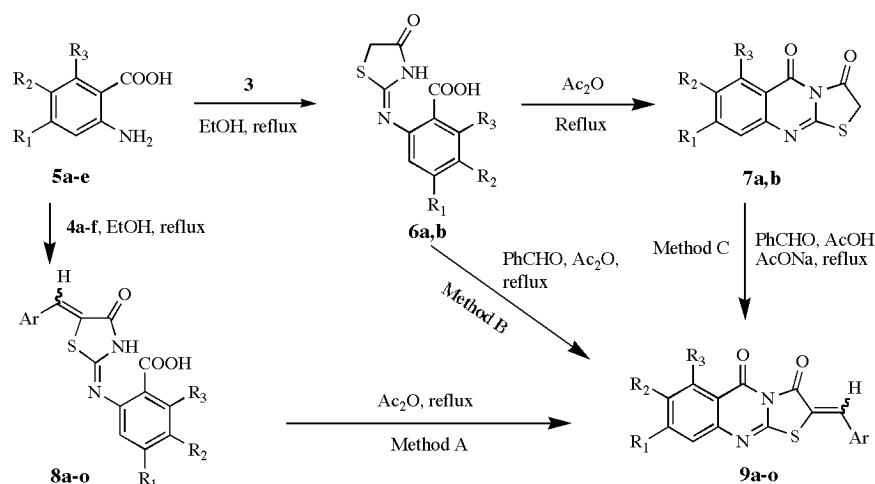
It was planned to synthesize 2-(4-oxo-thiazolidin-2-ylideneamino)benzoic acids (**6a,b**) and 2-(5-arylidene-4-oxo-thiazolidin-2-ylideneamino)benzoic acids (**8a-o**) *via* the condensation of **3** and **4a-f** with 2-aminobenzoic acid

derivatives (**5a-e**) in refluxing ethanol, which in turn were cyclized by heating in refluxing acetic anhydride to afford the corresponding 5*H*-thiazolo[2,3-*b*]quinazoline-3,5(2*H*)-diones (**7a,b**) and 2-arylidene-5*H*-thiazolo[2,3-*b*]quinazoline-3,5(2*H*)-diones (**9a-o**), respectively. Compound **9a** was also independently synthesized through another pathway *via* the reaction of **6a** with benzaldehyde in refluxing acetic anhydride and **7a** with benzaldehyde in the presence of anhydrous sodium acetate in refluxing glacial acetic acid, respectively. The structures of **6-9** were confirmed on the bases of elemental analysis and spectral data (ir, ¹H nmr, ¹³C nmr and ms). The ir absorption spectrum of compound **8m** was characterised by the presence of signals for NH, COOH and CO groups at 3282, 1779 and 1717 cm⁻¹, respectively. While the ir absorption spectrum of compound **9d** was characterised by the absence of signals for NH, COOH and the presence of signals for the acetoxy and the carbonyl groups at 1752, 1712 and 1682 cm⁻¹,

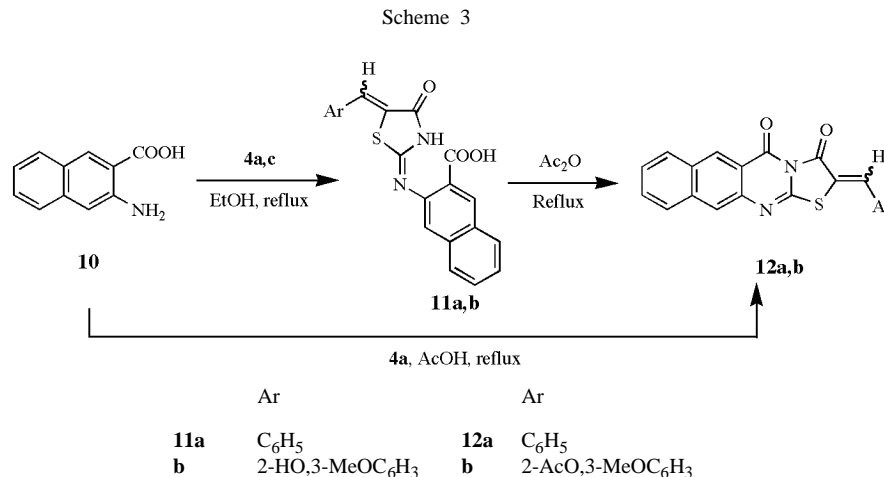
respectively. The ¹H nmr spectrum of compound **8m** showed a singlet at 12.67 ppm assigned to the NH group, indicating the presence of the open-form structure. While the ¹H NMR spectrum of compound **9d** showed a singlet at 2.38 ppm assigned to the acetoxy group and the absence of signal for NH group, indicating the presence of the closed-form structure (Scheme 2).

In a similar manner the synthesis of 3-(5-arylidene-4-oxo-thiazolidin-2-ylideneamino)naphthalene-2-carboxylic acids (**11a,b**) were performed. Thus, when 5-arylidene-2-alkylmercapto-4-thiazolidinones (**4a,c**) were treated with 3-amino-2-naphthoic acid (**10**) in refluxing ethanol, **11a,b** were obtained, which in turn were cyclized by refluxing in acetic anhydride to afford the corresponding 2-arylidene-5*H*-thiazolo[2,3-*b*]benzoquinazoline-3,5(2*H*)-diones (**12a,b**). Compounds **12a** were also independently synthesized through another pathway *via* the reaction of **4a** with **10** in refluxing glacial acetic acid (Scheme 3).

Scheme 2



5-7	Ar	R ₁	R ₂	R ₃	Ar	R ₁	R ₂	R ₃
a		H	H	H	n	2-furyl	H	Cl
b		OMe	Ome	H	o	2-thienyl	H	Cl
c		H	Br	H	9a	C ₆ H ₅	H	H
d		H	Cl	H	b	4-MeOC ₆ H ₄	H	H
e		H	H	Cl	c	4-AcOC ₆ H ₄	H	H
8a	C ₆ H ₅	H	H	H	d	2-AcO,3-MeOC ₆ H ₃	H	H
b	4-MeOC ₆ H ₄	H	H	H	e	2-thienyl	H	H
c	4-HOC ₆ H ₄	H	H	H	f	2-furyl	H	H
d	2-HO,3-MeOC ₆ H ₃	H	H	H	g	4-MeOC ₆ H ₄	OMe	OMe
e	2-thienyl	H	H	H	h	2-AcO,3-MeOC ₆ H ₃	OMe	Ome
f	2-furyl	H	H	H	I	2-thienyl	OMe	OMe
g	4-MeOC ₆ H ₄	OMe	Ome	H	j	C ₆ H ₅	H	Br
h	2-HO,3-MeOC ₆ H ₃	OMe	Ome	H	k	2-furyl	H	Br
i	2-thienyl	OMe	Ome	H	l	C ₆ H ₅	H	Cl
j	C ₆ H ₅	H	Br	H	m	4-MeOC ₆ H ₄	H	Cl
k	2-furyl	H	Br	H	n	2-furyl	H	Cl
l	C ₆ H ₅	H	Cl	H	o	2-thienyl	H	H
m	4-MeOC ₆ H ₄	H	Cl	H				Cl



In conclusion, we have described the successful synthesis of a series of 5*H*-thiazolo[2,3-*b*]quinazoline-3,5[2*H*]-diones (**7a,b**), 2-arylidene-5*H*-thiazolo[2,3-*b*]quinazoline-3,5[2*H*]-diones (**9a-o**) and 2-arylidene-5*H*-thiazolo[2,3-*b*]benzoquinazoline-3,5[2*H*]-diones (**12a,b**), respectively *via* simple and efficient methods. The antiviral and the antitumor activities of the new prepared compounds are under biological evaluation studies.

EXPERIMENTAL

Melting points (°C, uncorrected) were recorded on a Gallenkamp melting point apparatus. Aluminium sheets coated with silica gel 60 F₂₅₄ (Merck) were used for TLC, where detection was effected by viewing under a short wavelength UV lamp. IR spectra (potassium bromide disc) were obtained on a Pye Unicam Spectra 1000. Analytical data were performed on C,H,N, Elemental analyser Carlo Erba 1106. ¹H nmr and ¹³C nmr spectra were measured on a Bruker Advance DPX 300 MHz spectrometer for solutions in DMSO-*d*₆ and deuteriochloroform using TMS as internal standard. The chemical shifts are given as δ values and the *J* values are given in Hz. Mass spectra were recorded on a Varian MAT 112 spectrometer.

5-((*Z*)-Arylidene)-2-thioxo-4-thiazolidinones (**2a-f**).

To a mixture of 2-thioxo-4-thiazolidinone (**1**) (1.33 g, 10 mmol), anhydrous sodium acetate and glacial acetic acid (15 mL) was added the appropriate aromatic aldehydes (11 mmol). The mixture was heated under reflux until the starting material was consumed (3 h; tlc). After cooling to room temperature, the reaction mixture was poured into cold water. The yellow solid that separated was collected by filtration and recrystallized from ethanol to give the products **2a-f**.

5-((*Z*)-Benzylidene)-2-thioxo-4-thiazolidinone (**2a**).

This compound has mp 208-210 °C; yield 2.10 g (95%); (lit [20] mp 204-206 °C, yield 90%); ir: NH 3190, CO 1726, CS 1230 cm⁻¹; ¹H nmr (DMSO-*d*₆): 7.49-7.59 (m, 5H, Ar-H), 7.62 (s, 1H, =CH), 13.85 (s, 1H, NH); ¹³C nmr (DMSO-*d*₆): 125.90 (=CH), 129.84, 130.90, 131.14, 132.05, 133.36 (C-5, C-Ar), 169.76 (C-4), 196.07 (C-2); EI ms, *m/z* = 221 (M⁺).

5-((*Z*)-4-Methoxybenzylidene)-2-thioxo-4-thiazolidinone (**2b**).

This compound has mp 257-259 °C; yield 2.41 g (96%); (lit [21] mp 250-251 °C, yield 80%); ir: NH 3192, CO 1728, CS 1225 cm⁻¹; ¹H nmr (DMSO-*d*₆): 3.84 (s, 3H, OMe), 7.14, 7.60 (2d, *J* = 8.8 Hz, 4H, Ar-H), 7.63 (s, 1H, =CH), 13.76 (s, 1H, NH); ¹³C nmr (DMSO-*d*₆): 55.75 (OMe), 122.41 (=CH), 115.26, 125.65, 132.06, 132.90, 161.52 (C-5, C-Ar), 169.76 (C-4), 196.07 (C-2); EI ms: *m/z* = 251 (M⁺).

5-((*Z*)-4-Hydroxybenzylidene)-2-thioxo-4-thiazolidinone (**2c**).

This compound has mp 276-278 °C; yield 2.20 g (93%); (lit [22] mp 275-285 °C, yield 84%); ir: NH 3194, CO 1727, CS 1228 cm⁻¹; ¹H nmr(DMSO-*d*₆): 6.95, 7.46 (2d, *J* = 8.5 Hz, 4H, Ar-H), 7.56 (s, 1H, =CH), 10.43 (s, 1H, OH), 13.66 (s, 1H, NH); ¹³C nmr(DMSO-*d*₆): 116.76, 121.19, 124.19, 125.79, 132.65, 160.60 (=CH, C-5, C-Ar), 169.70 (C-4), 195.69 (C-2); EI ms: *m/z* = 237 (M⁺).

5-((*Z*)-4-Hydroxy-3-methoxybenzylidene)-2-thioxo-4-thiazolidinone (**2d**).

This compound has mp 194-196 °C; yield 2.30 g (86%) (lit [23] mp 239-240 °C, yield 67%); ir: NH 3190, CO 1728, CS 1226 cm⁻¹; ¹H nmr(DMSO-*d*₆): 3.86 (OMe), 6.86-7.15 (m, 3H, Ar-H), 7.94 (s, 1H, =CH), 9.90 (s, 1H, OH), 13.72 (s, 1H, NH); ¹³C nmr (DMSO-*d*₆): 56.23 (OMe), 124.70 (=CH), 114.43, 119.99, 120.45, 120.50, 127.20, 147.19, 148.26 (C-5, C-Ar), 170.10 (C-4), 196.43 (C-2); EI ms: *m/z* = 267 (M⁺).

5-((*Z*)-2-Thienylidene)-2-thioxo-4-thiazolidinone (**2e**).

This compound has mp 218-220 °C; yield 2.02 g (89%) (lit [20] mp 213-214 °C, yield 93%); ir: NH 3198, CO 1727, CS 1225 cm⁻¹; ¹H nmr (DMSO-*d*₆): 7.27 (d, *J* = 3.8 Hz, 1H, 4'-H), 7.68 (t, *J* = 3.7 Hz, 1H, 3'-H), 7.90 (d, *J* = 3.8 Hz, 1H, 5'-H), 8.03 (s, 1H, =CH), 13.77 (s, 1H, NH); ¹³C nmr (DMSO-*d*₆): 123.11, 124.86, 129.37, 134.37, 135.44, 137.56 (=CH, C-5, C-Ar), 169.11 (C-4), 194.68 (C-2).

5-((*Z*)-2-Furylidene)-2-thioxo-4-thiazolidinone (**2f**).

This compound has mp 229-231 °C; yield 1.73 g (82%) (lit [20] mp 232-233 °C, yield 97%); ir: NH 3190, CO 1724, CS 1225 cm⁻¹; ¹H nmr (DMSO-*d*₆): 6.67 (q, *J* = 3.4 Hz, 1H, 4'-H), 7.16 (t, *J* = 3.8 Hz, 1H, 3'-H), 7.48 (d, *J* = 4.0 Hz, 1H, 5'-H), 8.09

(s, 1H, =CH), 13.68 (s, 1H, NH); ^{13}C nmr (DMSO- d_6): 114.08, 117.86, 120.02, 122.66, 148.46, 149.63 (=CH, C-5, C-Ar), 169.20 (C-4), 196.68 (C-2).

2-Methylmercapto-4-thiazolidinone (**3**).

2-Thioxo-4-thiazolidinone (**1**) (1.33 g, 10 mmol) were dissolved in aqueous NaOH (2%, 25 mL) at room temperature. To this solution methyl iodide (1.56 g, 11 mmol) was added, and the reaction mixture was stirred overnight at room temperature. The reaction mixture was diluted with CH_2Cl_2 , washed with cold saturated aqueous NaHCO_3 and water, and dried over anhydrous Na_2SO_4 . The CH_2Cl_2 was evaporated till dryness and the residue was crystallized from methanol to yield 1.26 g (86%), mp 72-74 °C (lit [24] mp 170 °C); ir: CO 1717 cm^{-1} ; ^1H nmr (CDCl_3): 2.75 (s, 3H, Me), 4.05 (s, 2H, 5-H); ^{13}C NMR (CDCl_3): 15.89 (Me), 39.44 (C-5), 187.10 (C-4), 202.46 (C-2); EI ms: m/z = 147 (M^+).

Anal. Calcd. for $\text{C}_4\text{H}_5\text{NOS}_2$ (147.22): C, 32.63; H, 3.42; N, 9.51. Found: C, 32.45; H, 3.52; N, 9.70.

5-((Z)-Arylidene)-2-alkylmercapto-4-thiazolidinones (**4a-f**).

Method A.

5-((Z)-Arylidene)-2-thioxo-4-thiazolidinones (**2a-f**) (10 mmol) were dissolved in aqueous NaOH (2%, 25 mL) at room temperature. To this solution allyl or methyl iodides (11 mmol) was added, and the reaction mixture was stirred overnight at room temperature. The yellow solid that separated was collected by filtration and recrystallized from methanol to give the products **4a-f**.

5-((Z)-Benzylidene)-2-allylmercapto-4-thiazolidinone (**4a**).

This compound has mp 83-85 °C; yield 2.14 g (82%); ir: CO 1707 cm^{-1} ; ^1H nmr (deuteriochloroform): 4.06 (d, J = 7.1 Hz, 2H, 3-H allyl), 5.23-5.43 (m, 2H, 1-H allyl), 5.91-6.02 (m, 1H, 2-H allyl), 7.41-7.49 (m, 5H, Ar-H), 7.84 (s, 1H, =CH); ^{13}C nmr (deuteriochloroform): 36.15 (C-3 allyl), 120.38, 126.15, 129.20, 130.43, 130.70, 130.85, 133.43, 135.92 (C-2 allyl, =CH, C-1 allyl, C-5, C-Ar), 179.85 (C-4), 191.79 (C-2); EI ms: m/z = 261 (M^+).

Anal. Calcd. for $\text{C}_{13}\text{H}_{11}\text{NOS}_2$ (261.36): C, 59.74; H, 4.24; N, 5.36. Found: C, 59.48; H, 4.40; N, 5.32.

5-((Z)-4-Methoxybenzylidene)-2-allylmercapto-4-thiazolidinone (**4b**).

This compound has mp 154-156 °C; yield 2.44 g (84%); ir: CO 1709 cm^{-1} ; ^1H nmr (deuteriochloroform): 3.86 (s, 3H, OMe), 4.05 (d, J = 7.1 Hz, 2H, 3-H allyl), 5.22-5.44 (m, 2H, 1-H allyl), 5.92-6.03 (m, 1H, 2-H allyl), 6.99, 7.46 (2d, J = 8.68 Hz, 4H, Ar-H), 7.83 (s, 1H, =CH); ^{13}C nmr (deuteriochloroform): 36.02 (C-3 allyl), 55.45 (OMe), 114.75, 120.22, 123.33, 125.81, 126.09, 130.95, 132.50, 136.04, 161.65 (C-2 allyl, =CH, C-1 allyl, C-5, C-Ar), 180.17 (C-4), 190.94 (C-2); EI ms: m/z = 291 (M^+).

Anal. Calcd. for $\text{C}_{14}\text{H}_{13}\text{NO}_2\text{S}_2$ (291.39): C, 57.71; H, 4.50; N, 4.81. Found: C, 57.63; H, 4.68; N, 5.04.

5-((Z)-4-Hydroxybenzylidene)-2-methylmercapto-4-thiazolidinone (**4c**).

This compound has mp 170-172 °C; yield 1.96 g (78%); ir: CO 1707 cm^{-1} ; ^1H nmr (deuteriochloroform): 2.81 (s, 3H, Me), 6.95, 7.52 (2d, J = 8.1 Hz, 4H, Ar-H), 7.74 (s, 1H, =CH), 10.48 (s, 1H, OH); ^{13}C nmr (deuteriochloroform): 15.58 (Me), 122.11 (=CH), 124.32 (C-5), 116.70, 133.20, 135.98, 160.75 (C-Ar), 179.55 (C-4), 192.21 (C-2); EI ms: m/z = 251 (M^+).

Anal. Calcd. for $\text{C}_{11}\text{H}_9\text{NO}_2\text{S}_2$ (251.33): C, 52.57; H, 3.61; N, 5.57. Found: C, 52.29; H, 3.80; N, 5.36.

5-((Z)-2-Hydroxy-3-methoxybenzylidene)-2-methylmercapto-4-thiazolidinone (**4d**).

This compound has mp 199-201 °C; yield 2.31 g (82%); ir: CO 1710 cm^{-1} ; ^1H nmr (DMSO- d_6): 2.82 (s, 3H, Me), 3.86 (s, 3H, OMe), 6.92-7.12 (m, 3H, Ar-H), 8.13 (s, 1H, =CH), 9.84 (s, 1H, OH); ^{13}C nmr (CDCl_3): 15.30 (Me), 55.95 (OMe), 119.62 (=CH), 124.93 (C-5), 114.26, 119.86, 120.36, 130.11, 147.17, 148.00 (C-Ar), 179.11 (C-4), 192.88 (C-2); EI ms: m/z = 281 (M^+).

Anal. Calcd. for $\text{C}_{12}\text{H}_{11}\text{NO}_3\text{S}_2$ (281.35): C, 52.23; H, 3.94; N, 4.98. Found: C, 52.05; H, 4.20; N, 4.74.

2-Allylmercapto-5-((Z)-2-thienylidene)-4-thiazolidinone (**4e**).

This compound has mp 100-102 °C; yield 2.14 g (80%); ir: CO 1712 cm^{-1} ; ^1H nmr (DMSO- d_6): 4.09 (d, J = 6.9 Hz, 2H, 3-H allyl), 5.26, 5.40 (2d, J = 10.0, 16.9 Hz, 2H, 1-H allyl), 5.92-6.05 (m, 1H, 2-H allyl), 7.17 (t, J = 4.3 Hz, 1H, 4'-H), 7.68 (d, J = 3.0 Hz, 1H, 3'-H), 7.90 (d, J = 4.6 Hz, 1H, 5'-H), 8.01 (s, 1H, =CH); ^{13}C nmr (DMSO- d_6): 36.23 (C-3 allyl), 120.37, 124.81, 125.87, 128.17, 128.88, 130.92, 132.34, 133.86, 138.83 (C-2 allyl, =CH, C-1 allyl, C-5, C-Ar), 179.64 (C-4), 190.33 (C-2); EI ms: m/z = 267 (M^+).

Anal. Calcd. for $\text{C}_{11}\text{H}_9\text{NOS}_3$ (267.39): C, 49.41; H, 3.39; N, 5.24. Found: C, 49.12; H, 3.57; N, 5.50.

5-((Z)-2-Furylidene)-2-allylmercapto-4-thiazolidinone (**4f**).

This compound has mp 72-74 °C; yield 2.27 g (90%); ir: CO 1714 cm^{-1} ; ^1H nmr (DMSO- d_6): 4.08 (d, J = 7.0 Hz, 2H, 3-H allyl), 5.27, 5.42 (2d, J = 9.7, 18.1 Hz, 2H, 1-H allyl), 5.94-6.03 (m, 1H, 2-H allyl), 6.58 (q, J = 1.8 Hz, 1H, 4'-H), 6.83 (d, J = 3.5 Hz, 1H, 3'-H), 7.60 (s, 1H, =CH), 7.67 (d, J = 1.7 Hz, 1H, 5'-H); ^{13}C nmr (DMSO- d_6): 113.50, 118.60, 120.25, 121.20, 124.24, 131.01, 146.71, 149.81 (C-2 allyl, =CH, C-1 allyl, C-5, C-Ar), 179.78 (C-4), 192.28 (C-2); EI ms: m/z = 251 (M^+).

Anal. Calcd. for $\text{C}_{11}\text{H}_9\text{NO}_2\text{S}_2$ (251.33): C, 52.57; H, 3.61; N, 5.57. Found: C, 52.34; H, 3.50; N, 5.72.

Method B.

A mixture of **3** (147 mg, 1 mmol), 4-hydroxybenzaldehyde (122 mg, 1 mmol) and morpholine (87 μL , 1.1 mmol) in anhydrous ethanol (3 mL) was stirred for 12 h until the starting material was consumed (tlc). The reaction mixture was diluted with water and then neutralized with 1M HCl. The yellow solid separated was collected by filtration and recrystallized from ethanol to give the product **4c** in 88% yield.

2-(4-Oxo-thiazolidin-2-ylideneamino)benzoic Acids (**6a,b**).

A mixture of 2-methylmercapto-4-thiazolidinone (**3**) (1.47 g, 10 mmol) and the appropriate 2-aminobenzoic acids (10 mmol) in anhydrous ethanol (30 mL) was heated under reflux for 24 h until the starting material was consumed (tlc). The yellow solid separated was collected by filtration and recrystallized from dimethylformamide to give the products **6a,b**.

2-(4-Oxo-thiazolidin-2-ylideneamino)benzoic Acid (**6a**).

This compound has mp 190-192 °C; yield 1.50 g (63%) (lit [17] mp 187-189 °C, yield 54%); ir: NH 3280, CO 1778, CO 1719 cm^{-1} ; ^1H nmr (DMSO- d_6): 4.01 (s, 2H, 5-H), 7.05 (br. s, 1H, COOH), 7.23 (t, J = 7.5 Hz, 2H, Ar-H), 7.56 (t, J = 7.3 Hz, 1H, Ar-H), 7.87 (d, J = 7.6 Hz, 1H, Ar-H), 12.42 (br. s, 1H, NH); EI ms: m/z = 236 (M^+).

2-(4-Oxo-thiazolidin-2-ylideneamino)-4,5-dimethoxybenzoic acid (**6b**).

This compound has mp 231-233 °C; yield 2.84 g (96%); ir: NH 3286, CO 1780, CO 1717 cm⁻¹; ¹H nmr(DMSO-*d*₆): 3.83, 3.87 (2s, 6H, 2 OMe), 4.33 (s, 2H, 5-H), 6.73 (s, 1H, Ar-H), 7.47 (br. s, 1H, COOH), 8.09 (s, 1H, Ar-H), 12.15 (br. s, 1H, NH); EI ms: *m/z* = 296 (M⁺).

Anal. Calcd. for C₁₂H₁₂N₂O₅S (296.30): C, 48.64; H, 4.08; N, 9.45. Found: C, 48.32; H, 4.35; N, 9.48.

5*H*-Thiazolo[2,3-*b*]quinazoline-3,5(2*H*)-diones (**7a,b**).

To a mixture of 2-(2-carboxyphenylimino)-4-thiazolidinones (**6a,b**) (2 mmol) acetic anhydride (6 mL) was heated under reflux for 2 h until the starting material was consumed (tlc). The reaction mixture was poured into cold water. The yellow solid separated was collected by filtration and recrystallized from dimethylformamide to give the products **7a,b**.

5*H*-Thiazolo[2,3-*b*]quinazoline-3,5(2*H*)-dione (**7a**).

This compound has mp 296-298 °C; yield 366 mg (84%) (lit [17] mp 293-295 °C, yield 50%); ir: CO 1709, CO 1678 cm⁻¹; ¹H nmr (DMSO-*d*₆): 4.10 (s, 2H, CH₂), 7.35-8.21 (m, 4H, Ar-H); EI ms: *m/z* = 218 (M⁺).

7,8-Dimethoxy-5*H*-thiazolo[2,3-*b*]quinazoline-3,5(2*H*)-dione (**7b**).

This compound has mp 258-260 °C; yield 456 mg (82%); ir: CO 1710, CO 1674 cm⁻¹; ¹H nmr (DMSO-*d*₆): 3.90, 3.92 (2s, 6H, 2 OCH₃), 4.03 (s, 2H, CH₂), 6.96, 8.38 (2s, 2H, Ar-H); EI ms: *m/z* = 278 (M⁺).

Anal. Calcd. for C₁₂H₁₀N₂O₄S (278.28): C, 51.79; H, 3.62; N, 10.07. Found: C, 52.12; H, 3.70; N, 9.86.

2-(5-Arylidene-4-oxo-thiazolidin-2-ylideneamino)benzoic Acids (**8a-o**).

A mixture of 5-((*Z*)-arylidene)-2-alkylmercapt-4-thiazolidinones (**4a-f**) (5 mmol) and the appropriate 2-aminobenzoic acids (**5a-e**, 5 mmol) in anhydrous ethanol (30 mL) was heated under reflux for 24 h until the starting material was consumed (tlc). The yellow solid separated was collected by filtration and recrystallized from dimethylformamide to give the products **8a-o**.

2-(5-Benzylidene-4-oxo-thiazolidin-2-ylideneamino)benzoic Acid (**8a**).

This compound has mp 233-235 °C; yield 1.39 g (86%); ir: NH 3282, CO 1776, CO 1720 cm⁻¹; ¹H nmr (DMSO-*d*₆): 7.06 (br. s, 1H, COOH), 7.66 (s, 1H, =CH), 7.26-7.90 (m, 9H, Ar-H), 12.68 (br. s, 1H, NH); ¹³C NMR (DMSO-*d*₆): 122.33-147.66 (=CH, C-5, C-Ar), 166.92 (C-2), 167.47 (C-4); EI ms: *m/z* = 324 (M⁺).

Anal. Calcd. for C₁₇H₁₂N₂O₃S (324.35): C, 62.95; H, 3.73; N, 8.64. Found: C, 62.70; H, 3.92; N, 8.76.

2-(5-(4-Methoxybenzylidene)-4-oxo-thiazolidin-2-ylideneamino)benzoic Acid (**8b**).

This compound has mp 234-236 °C; yield 1.31 g (74%); ir: NH 3286, CO 1778, CO 1722 cm⁻¹; ¹H nmr (DMSO-*d*₆): 3.77 (s, 3H, OCH₃), 6.95-7.91 (m, 10H, COOH, =CH, Ar-H), 12.55 (br. s, 1H, NH); EI ms: *m/z* = 354 (M⁺).

Anal. Calcd. for C₁₈H₁₄N₂O₄S (354.38): C, 61.01; H, 3.98; N, 7.90. Found: C, 60.88; H, 4.26; N, 7.74.

2-(5-(4-Hydroxybenzylidene)-4-oxo-thiazolidin-2-ylideneamino)benzoic Acid (**8c**).

This compound has mp >300 °C; yield 0.9 g (53%); ir: NH 3280, CO 1778, CO 1717 cm⁻¹; ¹H nmr (DMSO-*d*₆): 6.85-7.93 (m, 10H, COOH, =CH, Ar-H), 10.19 (s, 1H, OH), 12.61 (br. s, 1H, NH); EI ms: *m/z* = 340 (M⁺).

Anal. Calcd. for C₁₇H₁₂N₂O₄S (340.35): C, 59.99; H, 3.55; N, 8.23. Found: C, 59.73; H, 3.80; N, 8.06.

2-(5-(4-Hydroxy-3-methoxybenzylidene)-4-oxo-thiazolidin-2-ylideneamino)benzoic Acid (**8d**).

This compound has mp 217-219 °C; yield 1.45 g (78%); ir: NH 3286, CO 1786, CO 1722 cm⁻¹; ¹H nmr (DMSO-*d*₆): 3.82 (s, 3H, OCH₃), 6.84, 7.02, 7.88 (3d, J = 6.36 Hz, 4H, Ar-H), 7.93 (s, 1H, =CH), 9.58 (s, 1H, OH), 12.64 (br. s, 1H, NH); EI ms: *m/z* = 370 (M⁺).

Anal. Calcd. for C₁₈H₁₄N₂O₅S (370.38): C, 58.37; H, 3.81; N, 7.56. Found: C, 58.17; H, 3.92; N, 7.60.

2-(4-Oxo-5-(2-thienylidene)-thiazolidin-2-ylideneamino)benzoic Acid (**8e**).

This compound has mp 255-257 °C; yield 1.20 g (73%); ir: NH 3280, CO 1782, CO 1718 cm⁻¹; ¹H nmr (DMSO-*d*₆): 7.06 (br. s, 1H, COOH), 7.12-7.87 (m, 7H, Ar-H), 7.91 (s, 1H, =CH), 12.63 (br. s, 1H, NH); EI ms: *m/z* = 330 (M⁺).

Anal. Calcd. for C₁₅H₁₀N₂O₃S₂ (330.38): C, 54.53; H, 3.05; N, 8.48. Found: C, 54.28; H, 3.25; N, 8.40.

2-(5-(2-Furylidene)-4-oxo-thiazolidin-2-ylideneamino)benzoic Acid (**8f**).

This compound has mp 282-284 °C; yield 1.35 g (86%); ir: NH 3286, CO 1780, CO 1717 cm⁻¹; ¹H nmr(DMSO-*d*₆): 6.49-7.88 (m, 8H, Ar-H, COOH, =CH), 12.31 (br. s, 1H, NH); EI ms: *m/z* = 314 (M⁺).

Anal. Calcd. for C₁₅H₁₀N₂O₄S (314.32): C, 57.32; H, 3.21; N, 8.91. Found: C, 57.27; H, 3.46; N, 8.59.

2-(5-(4-Methoxybenzylidene)-4-oxo-thiazolidin-2-ylideneamino)-4,5-dimethoxybenzoic acid (**8g**).

This compound has mp 265-267 °C; yield 1.70 g (82%); ir: NH 3290, CO 1778, CO 1722 cm⁻¹; ¹H nmr (DMSO-*d*₆): 3.76, 3.81, 3.84 (s, 9H, 3 OCH₃), 6.58 (s, 1H, =CH), 6.92-7.65 (m, 7H, COOH, Ar-H), 12.25 (br. s, 1H, NH); EI ms: *m/z* = 414 (M⁺).

Anal. Calcd. for C₂₀H₁₈N₂O₆S (414.43): C, 57.96; H, 4.38; N, 6.76. Found: C, 57.86; H, 4.70; N, 6.72.

2-(5-(2-Hydroxy-3-methoxybenzylidene)-4-oxo-thiazolidin-2-ylideneamino)-4,5-dimethoxybenzoic acid (**8h**).

This compound has mp 298-300 °C; yield 1.80 g (84%); ir: NH 3284, CO 1780, CO 1720 cm⁻¹; ¹H nmr(DMSO-*d*₆): 3.84, 3.86 (2s, 6H, 2 OCH₃), 6.61-8.20 (m, 6H, Ar-H, =CH), 9.42 (s, 1H, OH), 12.36 (br. s, 1H, NH); EI ms: *m/z* = 430 (M⁺).

Anal. Calcd. for C₂₀H₁₈N₂O₇S (430.43): C, 55.81; H, 4.22; N, 6.51. Found: C, 55.54; H, 4.36; N, 6.70.

2-(4-Oxo-5-(2-thienylidene)-thiazolidin-2-ylideneamino)-4,5-dimethoxybenzoic Acid (**8i**).

This compound has mp 296-298 °C; yield 1.52 g (73%); ir: NH 3282, CO 1776, CO 1717 cm⁻¹; ¹H nmr(DMSO-*d*₆): 3.82, 3.84 (s, 6H, 2 OCH₃), 6.59-7.82 (m, 7H, COOH, =CH, Ar-H), 12.31 (br. s, 1H, NH); EI ms: *m/z* = 390 (M⁺).

Anal. Calcd. for $C_{17}H_{14}N_2O_5S_2$ (390.44): C, 52.30; H, 3.61; N, 7.17. Found: C, 52.18; H, 3.90; N, 7.23.

2-(5-Benzylidene-4-oxo-thiazolidin-2-ylideneamino)-4-bromobenzoic Acid (**8j**).

This compound has mp 246-248 °C; yield 1.45 g (72%); ir: NH 3286, CO 1780, CO 1717 cm^{-1} ; 1H nmr (DMSO- d_6): 7.12 (br. s, 1H, COOH), 7.67 (s, 1H, =CH), 7.42-8.32 (m, 8H, Ar-H), 12.80 (br. s, 1H, NH); EI ms: $m/z = 403$ (M^+).

Anal. Calcd. for $C_{17}H_{11}BrN_2O_3S$ (403.25): C, 50.63; H, 2.75; N, 6.95. Found: C, 50.45; H, 3.02; N, 6.68.

2-(5-(2-Furylidene)-4-oxo-thiazolidin-2-ylideneamino)-4-bromobenzoic Acid (**8k**).

This compound has mp 274-276 °C; yield 1.40 g (72%); ir: NH 3284, CO 1780, CO 1719 cm^{-1} ; 1H nmr (DMSO- d_6): 6.52-7.80 (m, 8H, COOH, =CH, Ar-H), 12.61 (br. s, 1H, NH); EI ms: $m/z = 393$ (M^+).

Anal. Calcd. for $C_{15}H_9BrN_2O_4S$ (393.21): C, 45.82; H, 2.31; N, 7.12. Found: C, 45.47; H, 2.16; N, 6.96.

2-(5-Benzylidene-4-oxo-thiazolidin-2-ylideneamino)-4-chlorobenzoic Acid (**8l**).

This compound has mp 234-236 °C; yield 1.15 g (64%); ir: NH 3284, CO 1776, CO 1718 cm^{-1} ; 1H nmr (DMSO- d_6): 7.11 (br. s, 1H, COOH), 7.83 (s, 1H, =CH), 7.41-7.90 (m, 8H, Ar-H), 12.85 (br. s, 1H, NH); EI ms: $m/z = 358$ (M^+).

Anal. Calcd. for $C_{17}H_{11}ClN_2O_3S$ (358.80): C, 56.91; H, 3.09; N, 7.81. Found: C, 56.70; H, 3.34; N, 7.56.

2-(5-(4-Methoxybenzylidene)-4-oxo-thiazolidin-2-ylideneamino)-4-chlorobenzoic Acid (**8m**).

This compound has mp 272-274 °C; yield 1.40 g (72%); ir: NH 3282, CO 1779, CO 1717 cm^{-1} ; 1H nmr (DMSO- d_6): 3.78 (s, 3H, OCH₃), 7.02-7.84 (m, 9H, COOH, =CH, Ar-H), 12.67 (br. s, 1H, NH); ^{13}C nmr (DMSO- d_6): 55.74 (OCH₃), 115.17, 124.91, 126.04, 128.82, 130.18, 130.66, 132.04, 133.13, 160.96 (C-Ar, =CH, C-5), 166.25 (C-2), 167.50 (C-4); EI ms: $m/z = 388$ (M^+).

Anal. Calcd. for $C_{18}H_{13}ClN_2O_4S$ (388.83): C, 55.60; H, 3.37; N, 7.20. Found: C, 55.36; H, 3.60; N, 7.45.

2-(5-(2-Furylidene)-4-oxo-thiazolidin-2-ylideneamino)-4-chlorobenzoic Acid (**8n**).

This compound has mp 268-270 °C; yield 1.15 g (66%); ir: 3280, CO 1778, CO 1720 cm^{-1} ; 1H nmr (DMSO- d_6): 6.58-7.83 (m, 8H, COOH, =CH, Ar-H), 12.62 (br. s, 1H, NH); EI ms: $m/z = 348$ (M^+).

Anal. Calcd. for $C_{15}H_9ClN_2O_4S$ (348.76): C, 51.66; H, 2.60; N, 8.03. Found: C, 51.50; H, 2.79; N, 7.96.

2-(4-Oxo-5-(2-thienylidene)-thiazolidin-2-ylideneamino)-3-chlorobenzoic Acid (**8o**).

This compound has mp 277-279 °C; yield 1.00 g (56%); ir: NH 3282, C=O 1778, C=O 1719 cm^{-1} ; 1H nmr (DMSO- d_6): 7.09-7.94 (m, 7H, COOH, Ar-H), 8.02 (s, 1H, =CH), 12.64 (br. s, 1H, NH); ^{13}C nmr (DMSO- d_6): 119.81, 120.31, 123.70, 125.45, 129.04, 129.78, 131.20, 132.56, 134.09, 137.54, 146.55 (C-Ar, =CH, C-5), 166.59 (C-2), 167.21 (C-4); EI ms: $m/z = 364$ (M^+).

Anal. Calcd. for $C_{15}H_9ClN_2O_3S_2$ (364.83): C, 49.38; H, 2.49; N, 7.72. Found: C, 49.22; H, 2.60; N, 7.46.

2-(Arylidene)-5H-thiazolo[2,3-*b*]quinazoline-3,5(2H)-diones (**9a-o**).

Method A.

To a mixture of 2-(5-arylidene-4-oxo-thiazolidin-2-ylideneamino)benzoic acids (**8a-o**) (1 mmol), acetic anhydride (3 mL) was heated under reflux for 2 h until the starting material was consumed (tlc). The reaction mixture was poured into cold water. The yellow solid that separated was collected by filtration and recrystallized from dimethylformamide to give the products **9a-o**.

2-(Benzylidene)-5H-thiazolo[2,3-*b*]quinazoline-3,5(2H)-dione (**9a**).

This compound has mp 260-262 °C; yield 250 mg (82%) (lit [18] mp 248-250 °C, yield 78%); ir: CO 1717, CO 1700 cm^{-1} ; 1H nmr (DMSO- d_6): 8.02 (s, 1H, =CH), 7.50-8.20 (m, 9H, Ar-H); EI ms: $m/z = 306$ (M^+).

Anal. Calcd. for $C_{17}H_{10}N_2O_2S$ (306.34): C, 66.65; H, 3.29; N, 9.14. Found: C, 66.92; H, 3.54; N, 8.96.

2-(4-Methoxybenzylidene)-5H-thiazolo[2,3-*b*]quinazoline-3,5(2H)-dione (**9b**).

This compound has mp 232-234 °C; yield 289 mg (86%) (lit [18] mp 230-232 °C, yield 75%); ir: CO 1710, CO 1682 cm^{-1} ; 1H nmr (deuteriochloroform): 3.88 (s, 3H, OCH₃), 7.04-8.34 (m, 9H, Ar-H, =CH); EI ms: $m/z = 336$ (M^+).

2-(4-Acetoxybenzylidene)-5H-thiazolo[2,3-*b*]quinazoline-3,5(2H)-dione (**9c**).

This compound has mp 255-257 °C; yield 353 mg (97%); ir: Ac 1750, CO 1712, CO 1676 cm^{-1} ; 1H nmr (DMSO- d_6): 2.36 (s, 3H, Ac), 7.20-8.05 (m, 9H, =CH, Ar-H); EI ms: $m/z = 364$ (M^+).

Anal. Calcd. for $C_{19}H_{12}N_2O_4S$ (364.38): C, 62.63; H, 3.32; N, 7.69. Found: C, 62.40; H, 3.56; N, 7.56.

2-(2-Acetoxy-3-methoxybenzylidene)-5H-thiazolo[2,3-*b*]quinazoline-3,5(2H)-dione (**9d**).

This compound has mp 240-242 °C; yield 382 mg (97%); ir: Ac 1752, CO 1712, CO 1682 cm^{-1} ; 1H nmr (DMSO- d_6): 2.38 (s, 3H, Ac), 3.83 (s, 3H, OCH₃), 7.20-8.19 (m, 8H, =CH, Ar-H); ^{13}C nmr (DMSO- d_6): 20.05 (Ac), 56.14 (OCH₃), 115.12, 119.52, 120.10, 122.60, 125.89, 126.19, 126.75, 127.23, 127.31, 127.42, 135.95, 138.60, 146.04, 151.43, 152.42 (C-Ar, =CH, C-2), 157.63 (C-5), 162.39 (C-3), 168.19 (Ac); EI ms: $m/z = 394$ (M^+).

Anal. Calcd. for $C_{20}H_{14}N_2O_5S$ (394.40): C, 60.91; H, 3.58; N, 7.10. Found: C, 60.67; H, 3.80; N, 7.22.

2-(2-Thienylidene)-5H-thiazolo[2,3-*b*]quinazoline-3,5(2H)-dione (**9e**).

This compound has mp 278-280 °C; yield 271 g (87%); ir: CO 1708, CO 1690 cm^{-1} ; 1H nmr (deuteriochloroform): 7.22-8.23 (m, 8H, =CH, Ar-H); EI ms: $m/z = 312$ (M^+).

Anal. Calcd. for $C_{15}H_8N_2O_2S_2$ (312.37): C, 57.68; H, 2.58; N, 8.97. Found: C, 57.55; H, 2.50; N, 8.73.

2-(2-Furylidene)-5H-thiazolo[2,3-*b*]quinazoline-3,5(2H)-dione (**9f**).

This compound has mp 280-282 °C; yield 263 mg (89%); ir: CO 1708, CO 1675 cm^{-1} ; 1H nmr (DMSO- d_6): 6.80-8.20 (m, 8H, =CH, Ar-H); EI ms, $m/z = 296$ (M^+).

Anal. Calcd. for $C_{15}H_8N_2O_3S$ (296.30): C, 60.80; H, 2.72; N, 9.45. Found: C, 60.56; H, 2.64; N, 9.58.

2-(4-Methoxybenzylidene)-7,8-dimethoxy-5*H*-thiazolo[2,3-*b*]quinazoline-3,5(2*H*)-dione (**9g**).

This compound has mp 276-278 °C; yield 325 mg (82%); ir: CO 1717, CO 1690 cm⁻¹; ¹H nmr(CDCl₃): 3.88 (s, 3H, OCH₃), 4.00 (s, 6H, 2 OCH₃), 7.00-8.0 (m, 7H, =CH, Ar-H); EI ms: *m/z* = 396 (M⁺).

Anal. Calcd. for C₂₀H₁₆N₂O₅S (396.42): C, 60.60; H, 4.07; N, 7.07. Found: C, 60.52; H, 4.24; N, 6.86.

2-(2-Acetoxy-3-methoxybenzylidene)-7,8-dimethoxy-5*H*-thiazolo[2,3-*b*]quinazoline-3,5(2*H*)-dione (**9h**).

This compound has mp 281-283 °C; yield 427 mg (94%); ir: Ac 1754, CO 1710, CO 1690 cm⁻¹; ¹H nmr (DMSO-*d*₆): 2.38 (s, 3H, Ac), 3.86, 3.92, 3.95 (3s, 9H, 3 OCH₃), 6.87-8.50 (m, 6H, =CH, Ar-H); EI ms: *m/z* = 454 (M⁺).

Anal. Calcd. for C₂₂H₁₈N₂O₇S (454.45): C, 58.14; H, 3.99; N, 6.16. Found: C, 58.05; H, 4.13; N, 6.24.

7,8-Dimethoxy-2-(2-thienylidene)-5*H*-thiazolo[2,3-*b*]quinazoline-3,5(2*H*)-dione (**9i**).

This compound has mp >300 °C; yield 357 mg (96%); ir: CO 1710, CO 1686 cm⁻¹; ¹H nmr (deuteriochloroform): 4.07, 4.08 (2s, 6H, 2 OCH₃), 7.25 (s, 1H, =CH), 7.35-8.50 (m, 5H, Ar-H); EI ms: *m/z* = 372 (M⁺).

Anal. Calcd. for C₁₇H₁₂N₂O₄S₂ (372.42): C, 54.83; H, 3.25; N, 7.52. Found: C, 54.58; H, 3.34; N, 7.68.

2-(Benzylidene)-7-bromo-5*H*-thiazolo[2,3-*b*]quinazoline-3,5(2*H*)-dione (**9j**).

This compound has mp 146-148 °C; yield 362 mg (94%) (lit [17] mp 95-97 °C, yield 67%); ir: CO 1712, CO 1686 cm⁻¹; ¹H nmr (CDCl₃): 8.15 (s, 1H, =CH), 7.46-8.35 (m, 8H, Ar-H); EI ms: *m/z* = 385 (M⁺).

Anal. Calcd. for C₁₇H₉BrN₂O₂S (385.24): C, 53.00; H, 2.35; N, 7.27. Found: C, 53.20; H, 2.61; N, 7.04.

7-Bromo-2-(2-furylidene)-5*H*-thiazolo[2,3-*b*]quinazoline-3,5(2*H*)-dione (**9k**).

This compound has mp 290-292 °C; yield 367 g (98%); ir: CO 1710, C=O 1682 cm⁻¹; ¹H nmr (deuteriochloroform): 6.76-8.48 (m, 7H, Ar-H, =CH); EI ms: *m/z* = 375 (M⁺).

Anal. Calcd. for C₁₅H₇BrN₂O₃S (375.20): C, 48.02; H, 1.88; N, 7.47. Found: C, 47.90; H, 2.21; N, 7.36.

2-(Benzylidene)-7-chloro-5*H*-thiazolo[2,3-*b*]quinazoline-3,5(2*H*)-dione (**9l**).

This compound has mp 264-266 °C; yield 299 mg (88%) (lit [17] mp 100-102 °C, yield 48%); ir: CO 1711, CO 1678 cm⁻¹; ¹H nmr (DMSO-*d*₆): 8.10 (s, 1H, =CH), 7.40-8.20 (m, 8H, Ar-H); EI ms: *m/z* = 340 (M⁺).

Anal. Calcd. for C₁₇H₉ClN₂O₂S (340.78): C, 59.92; H, 2.66; N, 8.22. Found: C, 59.63; H, 3.04; N, 8.32.

2-(4-Methoxybenzylidene)-7-chloro-5*H*-thiazolo[2,3-*b*]quinazoline-3,5(2*H*)-dione (**9m**).

This compound has mp 278-280 °C; yield 315 mg (85%); ir: CO 1710, CO 16780 cm⁻¹; ¹H nmr (deuteriochloroform): 3.97 (s, 3H, OCH₃), 7.14-8.37 (m, 8H, Ar-H, =CH); EI ms: *m/z* = 370 (M⁺).

Anal. Calcd. for C₁₈H₁₁ClN₂O₃S (370.81): C, 58.30; H, 2.99; N, 7.55. Found: C, 58.54; H, 3.15; N, 7.58.

7-Chloro-2-(2-furylidene)-5*H*-thiazolo[2,3-*b*]quinazoline-3,5(2*H*)-dione (**9n**).

This compound has mp 280-282 °C; yield 307 mg (93%); ir: CO 1712, CO 1670 cm⁻¹; ¹H nmr (deuteriochloroform): 6.76-8.33 (m, 7H, Ar-H, =CH); EI ms: *m/z* = 330 (M⁺).

Anal. Calcd. for C₁₅H₇ClN₂O₃S (330.75): C, 54.47; H, 2.13; N, 8.47. Found: C, 54.43; H, 2.40; N, 8.56.

6-Chloro-2-(2-thienylidene)-5*H*-thiazolo[2,3-*b*]quinazoline-3,5(2*H*)-dione (**9o**).

This compound has mp 299-301 °C; yield 256 mg (74%); ir: CO 1708, CO 1676 cm⁻¹; ¹H nmr (deuteriochloroform): 7.34-8.45 (m, 7H, Ar-H, =CH); EI ms: *m/z* = 346 (M⁺).

Anal. Calcd. for C₁₅H₇ClN₂O₂S₂ (346.81): C, 51.95; H, 2.03; N, 8.08. Found: C, 51.82; H, 2.30; N, 8.02.

Method B.

A mixture of 2-(4-oxo-thiazolidin-2-ylideneamino)benzoic acid (**6a**) (236 mg, 1 mmol) and benzaldehyde (117 mg, 1.1 mmol) was heated under reflux in acetic anhydride (3 mL) for 6 h until the starting material was consumed (tlc). After cooling to room temperature, the reaction mixture was poured into cold water. The yellow solid that separated was collected by filtration and recrystallized from dimethylformamide to give the product **9a** in 76% overall yield.

Method C.

To a mixture of 5*H*-thiazolo[2,3-*b*]quinazoline-3,5(2*H*)-dione (**7a**) (218 mg, 1 mmol), anhydrous sodium acetate and glacial acetic acid (3 mL) was added the benzaldehyde (117 mg, 1.1 mmol). The mixture was heated under reflux until the starting material was consumed (3 h; tlc). After cooling to room temperature, the reaction mixture was poured into cold water. The yellow solid that separated was collected by filtration and recrystallized from ethanol to give the product **9a** in 72% yield.

3-(5-Arylidene-4-oxo-thiazolidin-2-ylideneamino)naphthalene-2-carboxylic Acids (**11a,b**).

A mixture of 5-((*Z*)-arylidene)-2-alkylmercapto-4-thiazolidinones (**4a,c**) (5 mmol) and 3-aminonaphthoic acid (**10**) (1.03 g, 5.5 mmol) in anhydrous ethanol (30 mL) was heated under reflux for 24 h until the starting material was consumed (tlc). The yellow solid that separated was collected by filtration and recrystallized from dimethylformamide to give the products **11a,b**.

3-(5-Benzylidene-4-oxo-thiazolidin-2-ylideneamino)naphthalene-2-carboxylic Acid (**11a**).

This compound has mp 314-316 °C; yield 1.42 g (76%); ir: NH 3290, CO 1772, CO 1727 cm⁻¹; ¹H nmr (DMSO-*d*₆): 7.43-8.52 (m, 13H, COOH, =CH, Ar-H), 12.56 (br. s, 1H, NH); EI ms: *m/z* = 374 (M⁺).

Anal. Calcd. for C₂₁H₁₄N₂O₃S (374.41): C, 67.37; H, 3.77; N, 7.48. Found: C, 67.54; H, 4.04; N, 7.26.

3-(5-(2-Hydroxy-3-methoxybenzylidene)-4-oxo-thiazolidin-2-ylideneamino)naphthalene-2-carboxylic Acid (**11b**).

This compound has mp 277-279 °C; yield 1.85 g (88%); ir: NH 3292, CO 1770, C=O 1720 cm⁻¹; ¹H nmr (DMSO-*d*₆): 3.85 (s, 3H, OCH₃), 6.77-8.52 (m, 11H, COOH, =CH, Ar-H), 9.58 (s, 1H, OH), 12.67 (br. s, 1H, NH); EI ms: *m/z* = 420 (M⁺).

Anal. Calcd. for C₂₂H₁₆N₂O₅S (420.44): C, 62.85; H, 3.84; N, 6.66. Found: C, 62.58; H, 3.94; N, 6.60.

2-(Arylidene)-5H-thiazolo[2,3-b]benzoquinazoline-3,5(2H)-diones (**12a,b**).

Method A.

To a mixture of 3-(5-arylidene-4-oxo-thiazolidin-2-ylidene-amino)naphthalene-2-carboxylic acids (**11a,b**) (1 mmol) and acetic anhydride (3 mL) was heated under reflux for 2 h until the starting material was consumed (tlc). The reaction mixture was poured into cold water. The yellow solid that separated was collected by filtration and recrystallized from dimethylformamide to give the products **12a,b**.

2-(Benzylidene)-5H-thiazolo[2,3-b]benzoquinazoline-3,5(2H)-dione (**12a**).

This compound has mp 322-324 °C; yield 320 mg (90%); ir: 1714 cm⁻¹, CO 1690 cm⁻¹; ¹H nmr (DMSO-d₆): 7.50-9.00 (m, 12H, =CH, Ar-H); ms: *m/z* = 356 (M⁺).

Anal. Calcd. for C₂₁H₁₂N₂O₂S (356.39): C, 70.77; H, 3.39; N, 7.86. Found: C, 70.58; H, 3.46; N, 7.80.

2-(2-Acetoxy-3-methoxybenzylidene)-5H-thiazolo[2,3-b]benzoquinazoline-3,5(2H)-dione (**12b**).

This compound has mp 278-280 °C; yield 395 mg (89%); ir: CO 1717, CO 1686 cm⁻¹; ¹H nmr(DMSO-d₆): 3.40 (s, 3H, Ac), 3.89 (s, 3H, OCH₃), 7.20-8.90 (m, 10H, =CH, Ar-H); EI ms: *m/z* = 444 (M⁺).

Anal. Calcd. for C₂₄H₁₆N₂O₅S (444.46): C, 64.86; H, 3.63; N, 6.30. Found: C, 64.69; H, 3.73; N, 6.50.

Method B.

A mixture of 5-((Z)-benzylidene)-2-allylmercapt-4-thiazolidinone (**4a**) (261 mg, 1 mmol) and 2-aminobenzoic acid (**10**) (151 mg, 1.1 mmol) was heated under reflux in glacial acetic acid (5 mL) for 6 h until the starting material was consumed (tlc). After cooling to room temperature, the reaction mixture was poured into cold water. The yellow solid that separated was collected by filtration and recrystallized from dimethylformamide to give the product **12a** in 68% overall yield.

Acknowledgments.

The author is deeply grateful for Prof. Dr. R. R. Schmidt, Fakultät für Chemie, Universität Konstanz, Fach M 725, D-78457 Konstanz, Germany, for valuable discussions and an Alexander von Humboldt-Fellowship.

REFERENCES AND NOTES

[a] Present Address: Fachbereich Chemie, Universität Konstanz, Fach M 725, D-78457 Konstanz, Germany; E-mail:

khodair_62@yahoo.com; Fax: (+49) 7531-883135.

- [1] H. J. Hess, T. H. Cronin and A. Scribner, *J. Med. Chem.*, **11**, 130 (1968).
- [2] J. Imagawa and N. Saki, *Eur. J. Clin. Pharmacol.*, **131**, 257 (1986).
- [3] M. Verma, J. N. Sinha, V. R. Gujrati, T. N. Bhalla, K. P. Bhargava and K. Shanker, *Pharmacol. Res. Commun.*, **13**, 967 (1981).
- [4] J. Zou and L. Huang, *Yaoxue Xuebao*, **20**, 45 (1985); *Chem. Abstr.*, **103**, 59147 (1985).
- [5] N. B. Das and A. S. Mitra, *Indian Chem. Soc.*, **56**, 398 (1979).
- [6] H. H. Sun, C. J. Barrow, D. M. Sedlock, A. M. Gillum and R. Cooper, *J. Antibiot.*, **47**, 515 (1994).
- [7] W. S. Sheen, I. L. Tsai, C. M. Teng, F. N. Ko and I. S. Chen, *I. S.*, *Planta Med.*, **62**, 929 (1996).
- [8] D. Libermann and F. C. Boyer, *R. Acad. Sci.*, **227**, 377 (1948).
- [9] D. Libermann, *U. S. Pat.*, **2**, 522, 831 (1951); *Chem. Abstr.*, **45**, 312 (1951).
- [10] R. I. Hewitt, W. S. Wallace, E. R. Gill and J. H. Williams, *Am. J. Trop. Med. Hyg.*, **1**, 768 (1952); *Chem. Abstr.*, **46**, 11435g (1952).
- [11] L. Weinstein, T. Chang and J. B. Hudson, *Antibiot. Chemother (Washington DC)*, **7**, 443 (1957); *Chem. Abstr.*, **52**, 4834 (1958).
- [12] R. K. Russel, J. B. Press, R. A. Rampulla, J. J. McNally, R. Falotico, J. A. Keiser, D. A. Bright and A. Tobia, *J. Med. Chem.*, **31**, 1786 (1988).
- [13] J. W. Chern, P. L. Tao, K. C. Wang, A. Gutcait, S. W. Liu, M. H. Yen, S. L. Chien and J. K. Rong, *J. Med. Chem.*, **41**, 3128 (1998).
- [14] M. R. A. Chance, P. Drinhuber and F. A. Robinson, *Brit. J. Pharmacol.*, **1**, 153 (1946).
- [15] P. B. Tripathy, H. K. Pujari and M. K. Rout, *J. Indian Chem. Soc.*, **35**, 407 (1958).
- [16] E. C. Fraser, G. A. Smail and P. Lumley, *J. Pharm. Pharmacol.*, **29**, 79 (1977).
- [17] M. R. Chaurasia and A. A. Sharma, *Heterocycles*, **20**, 1549 (1983).
- [18] H. A. Daboun and M. A. Abdel Aziz, *Arch. Pharm. (Weinheim)*, **316**, 394 (1983).
- [19] M. M. Chowdhry, D. M. P. Mings, A. J. P. White and D. J. Williams, *J. Chem. Soc., Perkin Trans. 1*, 3495 (2000).
- [20] E. Campaigne and R. E. Cline, *J. Org. Chem.*, **21**, 32 (1956).
- [21] P. M. Chakrabarti, N. B. Chapman and K. Clarke, *K., Tetrahedron*, **25**, 2781 (1969).
- [22] R. Gaudry and R. A. McIvor, *Can. J. Chem.*, **29**, 427 (1951).
- [23] F. C. Brown, C. K. Bradsher, S. M. Bond and M. Potter, *J. Amer. Chem. Soc.*, **73**, 2357 (1951).
- [24] M. L. Girard and C. Dreux, *Bull. Soc. Chim. Fr.*, 3461 (1968).